

Volume 1 Issue 2

The Anaesthesia Pulse

The Official Newsletter of ISA Noida GB Nagar




Table of Contents

Sno. Contents	Page
1. Executive member page	3
2. Editorial team	5
3. Message from Acting President ISA Noida GBN	6
4. Message from immediate past President ISA Noida GBN	7
5. Message from Hon Secretary ISA Noida GBN	8
6. Editor's note	9
7. Achievements of the branch and its members	10
8. World Anaesthesia Day celebrations and CME 2023	12
9. Academic activities	16
10. Case report on Lost Guidewire during Central Venous Cannulation	18
11. Review Article: Practical aspect of activating a Labor Epidural	21
12. Public Awareness and Social Responsibility activities	23
13. Other creditable achievements of Anaesthesia departments in Noida GBN	26
14. ISA Noida GBN in the news	27
15. Upcoming clinical meet	28
16. Extracurricular activities	29

Executive Members of ISA Noida GBN



Dr. Peeyush Chaudhary
(President)



Dr. Kapil Singhal
(Founder President)



Dr. Mukul K. Jain
(Hon. Secretary)



Dr. Sameer T. Bolia
(Treasurer)

Executives

- Dr. Sonia Mathur
- Dr. Rahul Singh
- Dr. Deepak Thapa
- Dr. S.L. Bakshi
- Dr. Vibha Chhabra
- Dr. Amandeep Singh
Cheema

Sports & Cultural Committee

- Dr. Anshuman
Chaudhary
- Dr. Vinay Shukla
- Dr. Abhishekh Kumar
Deshwal
- Dr. Ankita Sharma
- Dr. Sharad Kumar
Upwar

Scientific Coordinator

- Dr. Nazia Nazir

Scientific Committee

- Dr. C.K. Dua
- Dr. Subrata Dam
- Dr. Manish Bharti
- Dr. Priyankar Sarkar

Advisory Board

- Dr. Subrata Datta
- Dr. Satyendra Kumar
- Dr. Kamini Jain

The Editorial Board – ‘The Anaesthesia Pulse’



Dr Poonam Motiani
(Editor)



Dr Priyankar Sarkar
(Co-Editor)

Advisor

- Dr Deepak Krishna

Editorial Team

- Dr Harshwardhan
- Dr Vibha Chabra
- Dr Ankita Sharma
- Dr Manish Bharti
- Dr Ushkiran



Dr Peeyush Chaudhary

It is an honor to take over the reins from the dynamic outgoing Founder President of the City Branch, Dr. Kapil Singhal, who has moved up the ladder to lead the UP State Branch of ISA. He has done fantastic work of bringing this branch up from nothing to a level where we stand amongst the top City Branches of the Society, be it academics, Corporate Social Responsibilities, Co-Curricular Activities, and public awareness programs. He leaves very big shoes to be filled in and I, as the interim President shall strive to live up to the expectations and beyond during my tenure with the active help of all the members.

We plan to continue the Public Awareness Program with renewed vigor by aggressively pushing the COLS training in the coming six months urging each and every one of you to organize at least two COLS training sessions every month in the community around you involving the general public, school kids, police/civil defense personnel covering as many people as possible. I even plan to undertake a road trip across the region in this regard. Please remained tuned for the announcement.

Academic activities that we have been carrying out on a monthly basis have to be continued with active participation from those institutions that have not got involved so far. In our busy practice, attending regular CMEs is the only way to stay abreast with the advancements in our specialty.

The Newsletter Inaugural issue was a big hit and the second issue coming out within the scheduled time assures us that this is a novel tool in your hand that will carry a summary of all that is going around us. The dedicated Editorial Team deserves to be congratulated and applauded for the great work they have done.

We, the members of ISA GBN have to come together in a more cohesive manner and take the onus of building a great professional support body for the mutual benefit of all.

Together, we can

Jai Hind

Jai ISA



Dr Kapil Singhal

As the Founder and outgoing President of ISA Noida Gautam Budh Nagar, I appreciate the support that I have received from the members of the association. I am extremely grateful to Dr Peeyush Chaudhary, for kindly accepting the role of President as I move on to take the responsibility of President-Elect ISA UP State. The support and guidance offered by him as Vice President during my tenure has been exemplary. I really appreciate the tireless work done by Hon Secretary Dr Mukul Kr Jain; Treasurer Dr Sameer Bolia and all the members of the previous executive committee to fulfil the mission of the association and to leave it in a stronger position.

I'm committed to working with the current executive body and in the future also to raise the profile of the association and promoting all the initiatives of ISA Noida Gautam Budh Nagar. We will strengthen it further to take it forward from here. ISA's work in promoting exchange of knowledge is not limited to Anaesthesiologists but to various other disciplines too. It will be our continuous endeavor to take it forward. All the members are requested to show enthusiasm in conducting and participating in various ISA Noida GBN activities. Even a small step will matter and will strengthen us.

A newsletter is an excellent way to enhance communication with the members and it provides a platform to members for enhancing their writing skills and showcasing their work. Our Editorial team should be complemented for their efforts towards the success of the first newsletter. They are meticulous but considerate too, hence I'll again request members to come up with articles for your own newsletter. Your contribution is vital for its sustainability.

All the executive members and I are looking forward to your participation in raising the quality and visibility of not only our newsletter but also our city branch at the National level. I wish you the most productive year ahead.



Dr Mukul K. Jain

नमस्ते,

बड़े हर्ष का विषय है कि हमारी सिटी ब्रांच, सभी सदस्यों के उत्साह पूर्ण सहयोग से सभी क्षेत्रों में अच्छा कार्य कर रही है और समय समय पर अपने इन कार्यों के लिए आई एस ए मुख्यालय से पुरुस्कृत भी हो रही है। यह गर्व का विषय है कि इतने कम समय में, ब्रांच ने बुलंदियों को छुआ है और शुरुआती दौर में ही हमने अपनी वार्षिक फाउंडेशन डे वर्कशॉप शुरू करके एक मील का पत्थर रच दिया।

बहुत गर्व का विषय है कि हमारे बीच से, हमारे फाउंडर अध्यक्ष प्रदेश (उत्तर प्रदेश) के अध्यक्ष मनोनित हुए। यह सभी सदस्यों के लिए प्रेरणादाई है और भविष्य में हमारी ब्रांच से आई एस ए मुख्यालय को भी पहुंच बनेगी, ऐसी कामना करते हैं। मैं डॉ कपिल सिंघल को, उनके द्वारा किए गए प्रयासों एवम ब्रांच को इस ऊंचाई तक पहुंचाने के लिए पुनः बधाई देता हूं।

मैं अपने सभी सदस्य मित्रों से अनुरोध करता हूं कि वो सब ऐसे ही अपना सहयोग ब्रांच को आगे बढ़ाने के लिए समय समय पर देते रहे और उसके लिए उनका आभार प्रकट करता हूं।

धन्यवाद

जय हिन्द, जय आई एस ए



Dr Priyankar Sarkar Officiating Editor

Dear Colleagues, greetings from the editorial team.

It has been an exciting 6 months since the decision to launch the official newsletter of the branch, The Anaesthesia Pulse. If the 1st issue launched on the occasion of World Anaesthesia Day (WAD) 2023 was all about the "journey so far" of the branch, the 2nd issue aims to build on that start and maintain continuity. Despite a heavy professional schedule, everyone has collaborated wonderfully to make this edition a reality and hopefully a success.

I am grateful to Dr Kapil Singhal, Dr Peeyush Chaudhary, Dr Mukul Kr Jain, Dr Sameer Bolia, Dr Poonam Motiani and senior members of ISA Noida GBN for having the confidence in me to be the officiating editor for this issue and for giving their full support to the cause. Initially, I was nervous about shouldering this immense responsibility; however, it is an absolute honour to be put in this seat of responsibility.

This issue brings into focus the WAD 2023 celebrations at various hospitals, the awards won by the branch at ISACON 2023, a case report of a lost guidewire during central venous cannulation (and its retrieval) besides the usual features of monthly CMEs, public awareness activities etc. Subsequent to my article in the 1st issue of The Anaesthesia Pulse-- Anaesthesia, Climate Change, & the Anaesthetist: the Interlink and the Need to Change our Practice—I am delighted to announce that ISA Noida GBN has taken a huge step towards the future by launching an educational-cum-awareness campaign (non-profit) - Climate Change and Anaesthesia—You, the Anaesthesiologist, can make a difference. Do visit our website www.isanoidagbnagar.com and click on the link on the homepage to know the details.

We are aware that a young organisation and an even younger newsletter has loads to learn in the months and years ahead; this journey will be much more fun and enjoyable if all of us join hands to take both forward. Here is wishing all of us have a grand 2024 with ISA Noida GBN scaling new heights.

Long Live ISA

ISACON 2023, Gurugram

It's the most prestigious event for any anesthesiologist. A gala event with having galaxy of speakers of International and National repute whom any anaesthesiologist would like to hear and learn from their enormous experience. Members of ISA Noida G B Nagar were really excited about this year's National Conference as it was being held in close vicinity i.e. Gurugram. Approximately 15 members of the branch attended the conference, making it around 20% of members attending the conference, which may be the largest from any branch. Highlights for our branch were as follows -

1. The branch won award in the Best Branch (small) category for the 3rd consecutive yr.
2. Our outgoing President Dr Kapil Singhal received the ISA National Proficiency Award for his tremendous contribution to ISA.
3. Dr Kapil Singhal also participated as Panelist in session On Private Practitioner Forum.
4. Dr. Peeyush Kr Chaudhary and Dr. Mukul Kr Jain attended the meeting of office bearers of City and State branches and raised relevant issues.

We as members are committed and will continue putting all our efforts in the future also to enhance the glory of the ISA Noida GB Nagar branch on the State and National Front.



Faculty-Speak at ISACON 2023

- **Dr Deepak Krishna (Chairperson)**

Topic - Past, Present and Future of Airway Management

Date - 25th Nov, Hall B, Airway management

And **Judge** for E-posters (25th Nov)

- **Dr Kapil Singhal (Panellist)**

Topic - Group Practice: Why not so popular

Date - 25th Nov, Hall F, Private Practitioner Forum and SMILE train session

- **Dr Poonam Motiani (Speaker Pro Con debate)**

Topic - Cuffed vs Uncuffed Endotracheal Tube in Children

Date - 25th Nov, Hall C, Pediatric Anaesthesia


A CME was conducted by the Department of Paediatric Anaesthesia, Postgraduate Institute of Child Health (PGICH), Sector - 30, Noida, on the occasion of World Anaesthesia Day in the Seminar room of the Department under the aegis of ISA (Indian Society of Anaesthesiologists) Noida GB Nagar branch and IAPA (Indian Association of Paediatric Anaesthesiologists) National.

World Anaesthesia Day is celebrated worldwide every year by all anaesthesiologists as a mark of the remainder of the first public demonstration of the successful administration of anaesthesia on 16th October 1846 by an American dentist and physician, Dr W.T.G. Morton, using Ether as the anaesthetic. The Surgeon, Dr John Collins Warren, the first dean of Harvard Medical School successfully operated on a jaw tumour of the patient, Mr Gilbert Abbott.

Prof Arun K Jain, Director, PGICH was the Chief Patron, Dr Mukul K Jain, Professor and Head of department, the Organising Chairman and Dr Poonam Motiani, Additional Professor, the Organising Secretary of the event. The programme was held in a hybrid mode with the IAPA President, Dr Neerja Bhardwaj and Dr Kapil Singhal, President (Elect)ISA - UP as the guests of honour. The CME was attended in person by the Dean, Dr D K Singh, Dr Peeyush Chaudhary, President ISA Noida GBN, Dr Sharmila Ahuja, Dr CK Dua, Dr Navdeep Sethi, Dr Priyankar Sarkar, all senior anaesthesiologists and stalwarts in the field of anaesthesia who travelled from various other institutions in addition to faculty from PGICH and culminated successfully with the attendance of about 70 anaesthesiologists online.

The programme commenced with a Welcome address by Prof Mukul K Jain followed by a very well-attended painting competition, organised on the occasion for the Nursing students with the theme "Your Perception of Paediatric Anaesthesia", who participated with great enthusiasm.

This was followed by a very interesting talk on the History of anaesthesia, by Dr Nazia Tauheed and a very inspiring Talk and Hands-on Session on COLS, by Dr Kapil Singhal. This was followed by a very appreciated quiz competition, conducted by Dr Poonam Motiani and Dr Sangeeth S as the quiz masters. The programme concluded successfully with a vote of thanks by Dr Poonam Motiani followed by a ceremonial cake cutting with refreshments.

CME AND WORLD ANAESTHESIA DAY CELEBRATION
(Under the Aegis of IAPA & ISA NOIDA)
16TH OCTOBER 2023
VENUE: SEMINAR ROOM, DEPT. OF PAEDIATRIC ANAESTHESIA,
2ND FLOOR, PGICH, NOIDA

CHIEF PATRON
Prof. A. K. Singh
Director, PGICH

ORGANISING CHAIRMAN
Dr. Mukul Kumar Jain
CMS; Professor and Head,
Paediatric Anaesthesia, PGICH

ORGANISING SECRETARY
Dr. Poonam Motiani
Additional Professor,
Paediatric Anaesthesia, PGICH

IAPA PRESIDENT
Dr. Neerja Bhardwaj

IAPA SECRETARY
Dr. Aavula Muralidhar

PRESIDENT (ELECT) ISA UP
Dr. Kapil Singhal

ISA NOIDA GB NAGAR PRESIDENT (OFFICATING)
Dr. Peeyush Choudhary

ISA NOIDA GB NAGAR SECRETARY
Dr. Mukul Kr. Jain

Welcome All,
We take great pleasure in inviting you to celebrate World Anaesthesia Day on 16th October 2023 in Hybrid Mode organised by Department of Paediatric Anaesthesia, PGICH, Sec-30, NOIDA

Join Zoom Meeting at 11:00 AM, 16/10/2023
<https://zoom.us/j/98939665232?pwd=RWw4WlRlRWV5Rkc5QmJ2Snp4Y3lnZz09>

MEETING ID: 989 3966 5232
PASSWORD: 123456




TIME	EVENT
11:00 AM	Welcome Address: Dr. Mukul K Jain
11:05 - 11:15 AM	History of Anaesthesia- Dr. Nazia Tauheed (IAPA Fellow) Moderator: Dr. Poonam Motiani
11.15 - 11.45 AM	LetsQuiz !! (Quiz Masters: Dr. Poonam Motiani, Dr. Sangeeth)
11.45 - 11.55 AM	COLS (Compression Only Life Support- Dr. Kapil Singhal
11.55 - 12.05 PM	Felicitation of Quiz Competition and Painting Competition Winners
12:05 - 12.30 PM	Inauguration and Cake cutting ceremony: Prof A.K. Singh, Director, PGICH Dr. Neerja Bhardwaj, President, IAPA Dr. Kapil Singhal, President (Elect), ISA UP
12.30 - 1.00 PM	COLS Hands On Training (Dr. Kapil Singhal, Dr. Sangeeth)
1.00 - 1.05 PM	Vote of Thanks: Dr. Poonam Motiani
1.05 - Onwards	Refreshments

World Anaesthesia Day Celebrations 2023 at School of Medical Sciences and Research, Sharda University, Greater Noida

World Anaesthesia Day was celebrated with great enthusiasm at the Department of Anaesthesiology, School of Medical Sciences and Research, Sharda University, Greater Noida. The event was marked with a traditional cake-cutting ceremony in which the faculty and students participated. It was followed by a screening of a documentary film on the history of anaesthesia. Later senior faculty members addressed the students and apprised them of the ever-expanding scope of the specialty in current medical practice. A glimpse of recent advances in the practice of anaesthesiology was provided. The contributions and sacrifices of anaesthesiologists in the COVID pandemic were highlighted.



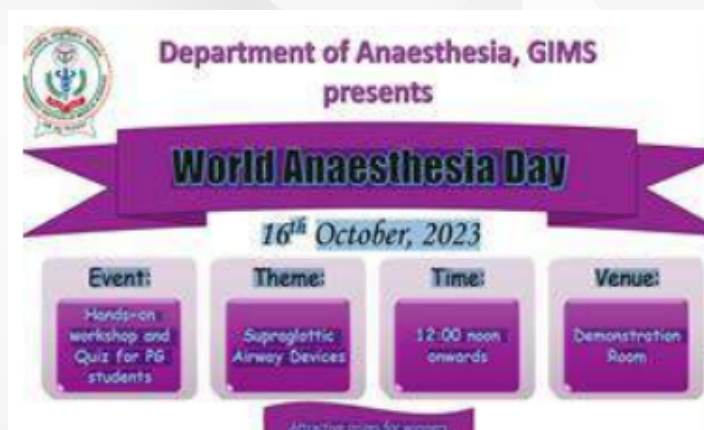
Some glimpses of celebrations of World Anaesthesia Day 2023 at Metro Hospitals and Heart Institute, Noida



World Anaesthesia day celebrations 2023 in Government Institute of Medical Sciences Greater Noida

GIMS celebrated World Anaesthesia Day on 16th October 2023. On this occasion

- An interactive session with quiz was organized for the post graduate students.
- This was followed by hands on workshop on supra-glottic airway devices followed by cake cutting and social gathering with surgeons over lunch



Department of Anaesthesia, GIMS
presents

World Anaesthesia Day

16th October, 2023

Event:	Theme:	Time:	Venue:
Hands-on workshop and Quiz for PG students	Supraglottic Airway Devices	12:00 noon onwards	Demonstration Room

Attractive prizes for winners



Monthly CME—30th November, 2023

The monthly meet for November 2023 was held by the Department of Anaesthesiology in collaboration with the Department of Critical Care Medicine, Sharda School of Medical Sciences and Research in online mode. A case report on loss of guidewire during femoral vein cannulation was presented by Dr Akhilesh and Dr Ankit. Various facets of management of this case



was highlighted including repeat chest radiographs, starting of anticoagulation and finally removal of the guidewire by interventional cardiologist from right internal jugular vein with gooseneck snare. A second presentation on the anatomy and physiology of a difficult airway keeping in mind a holistic view was made by Dr Varallika, Dr Sharmistha and Dr Manish Bharti. It was followed by an interactive session with clearing of many doubts and a robust discussion. The meeting was held under the guidance of Prof U C Verma, HOD Anaesthesiology and Prof R M Sharma, HOD critical care medicine and was attended by more than 25 members



Monthly CME—December 2023

Monthly CME of ISA Noida GB Nagar for the month of December 2023 was conducted by Metro Hospitals and Heart Institute, Noida in hybrid mode, on 5th Jan 2024. CME began with permission from President Dr. Peeyush Chaudhry. The first topic of CME was an interesting case of Peripartum Cardiomyopathy presented by Dr Deepak Thapa, Consultant Anesthesia and Critical care, Metro Hospitals. Dr Thapa discussed the challenges dealt with in the management of a particular case. He also detailed the causes, diagnosis, and management of patients with PPCM. All the listeners interacted with a lot of enthusiasm.

The second topic of the CME was Private Practice Guidelines for anesthesiologist by Dr.Kapil Singhal, HOD Anesthesia & Critical Care, Metro Hospitals. He discussed in detail the importance of following ISA guidelines in day-to-day practice right from minimum mandatory monitoring to record keeping, with special reference to pre-anesthesia check-ups. More than 20 anesthesiologists were present in person and virtually. CME ended with a vote of thanks by Hon Secretary, Dr Mukul Kr Jain.

Workshop on percutaneous tracheostomy, GIMS Greater Noida

A Workshop on Percutaneous Dilatation Tracheostomy in Collaboration with Cooks medical was held in GIMS on 6th October 2023. On this occasion residents and faculty of the institute were trained on PCT, its indications and how to use. This was followed by a hands on workshop.



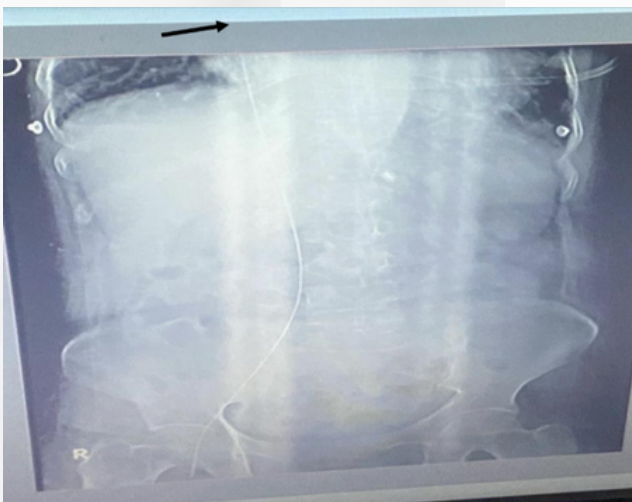
Case report on Lost Guidewire during Central Venous Cannulation

Introduction

Central venous cannulation (CVC) is a routine procedure in Intensive care, emergency department & Anaesthesia department which is undertaken with ultrasound guidance. CVC is needed for indications like emergency intravenous access, fluid infusions, nutritional support, administration of vasopressor, CVP monitoring, transvenous pacing wire introduction, and hemodialysis. Sites of insertion maybe jugular, subclavian, femoral, brachial vein [1, 2]. Complication associated with Central venous cannulation are central line associated blood stream infection (CLABSI), arterial puncture, air embolism, arrhythmias, early/delayed pneumothorax etc. A rare complication is intravascular loss of guidewire in the vessel during CVC placement whose prevalence is not reported in the literature.

CASE DETAILS

A 58-year old female presented in emergency with complaints of chest pain since one month and shortness of breath for last one week. She was managed medically with provisional diagnosis of dilated cardiomyopathy (DCMP), Left ventricular ejection fraction of 20-25%. She developed flash pulmonary edema for which she was intubated and managed in intensive care unit (ICU). After 2 days, the patient was extubated and put on non-invasive ventilation support. In view of need for potassium replacement it was planned to secure a CVC. During insertion of CVC by the resident doctor in right femoral vein with Seldinger's technique an inadvertent loss of Guide wire occurred.



The immediate radiograph abdomen/pelvis taken post incident (Fig1) shows guide wire in right femoral vein up to inferior vena cava.

Post incident ultrasound showed presence of guidewire in right femoral vein 2cm distal to the site of needle insertion. There was no immediate complication. An attempt was made to retrieve the guide wire by general surgery team with local dissection, which wasn't successful.

Patient was kept under cardiac monitoring and strict surveillance. Injection enoxaparin 40mg subcutaneously was started. After taking informed consent the patient was shifted to the cardiac interventional suite where the interventional radiologist performed a fluoroscopy and confirmed position of guidewire in inferior vena cava till right brachiocephalic vein (Fig 2). It was decided to retrieve the guide wire from the right internal jugular vein (IJV). 7fr sheath was inserted into right IJV under local anaesthesia, position of sheath vis-à-vis guide wire was checked after injection of contrast which showed gap of around 2cm between lower end of sheath and J tip of guide wire. Gooseneck snare was passed through sheath, J tip of guide wire was looped around and pulled out successfully without any complication. Subsequent stay of patient in the hospital was uneventful.



Patient was kept under cardiac monitoring and strict surveillance. Injection enoxaparin 40mg subcutaneously was started. After taking informed consent the patient was shifted to the cardiac interventional suite where the interventional radiologist performed a fluoroscopy and confirmed position of guidewire in inferior vena cava till right brachiocephalic vein (Fig 2). It was decided to retrieve the guide wire from the right internal jugular vein (IJV).

It was decided to retrieve the guide wire from the right internal jugular vein (IJV). 7fr sheath was inserted into right IJV under local anaesthesia, position of sheath vis-à-vis guide wire was checked after injection of contrast which showed gap of around 2cm between lower end of sheath and J tip of guide wire. Gooseneck snare was passed through sheath, J tip of guide wire was looped around and pulled out successfully without any complication. Subsequent stay of patient in the hospital was uneventful.

Discussion:

Loss of guide wire during CVC insertion is an iatrogenic issue which is under reported. This is a rare and completely avoidable complication of CVC insertion. The guide wire should be held at least 18 cm distance from the skin during initial insertion [3]. Another technique to prevent inadvertent loss of guide wire is to hold proximal tip of the guide wire with an artery forceps named as Ghatak technique in an article published by Tanmoy Ghatak et al in 2013 [4].

Predisposing factors for the inadvertent intravascular loss of guidewire include lack of attention, lack of experience in cannulation, inadequate supervision of trainees, and cognitive overload in ICU. Signs of guidewire loss include: missing guidewire from tray, resistance to injection via distal lumen, poor venous flow back from distal lumen, or guidewire visible in a radiograph. Most commonly reported complications are dysrhythmias and heart block. Late complications are migration of guide wire, perforation of vessels or heart chamber leading to cardiac tamponade, kinking, looping or knotting of guide wire, entanglement of previously placed intravascular devices such as pacemaker leads. For retrieval of guide wire interventional radiology techniques are the method of choice. During the intervention the patient should be heparinised. Usually the guide wire is caught by a gooseneck snare passed through a sheath placed in right jugular vein under fluoroscopy as it was done in our case. With this case report we wish to raise awareness of this potential but preventable complication.

Dr Ankit, Consultant Critical care

Dr Ram Murti Sharma, HOD Critical Care

Dr Manish Bharti, Senior Consultant Critical Care

Sharda School of Medical Sciences and Research Center

References

1. Lamperti M, Bodenham AR, Pittiruti M, Blaivas M, Augoustides JG, Elbarbary M, et al. International evidence-based recommendations on ultrasound-guided vascular access. *Intensive Care Med.* 2012;38:1105- 17
2. Song Y, Messerlian AK, Matevosian R. A potentially hazardous complication during central venous catheterization: Lost guidewire retained in the patient. *J Clin Anesth.* 2012;24:221-6
3. Brunicardi F, Brandt M, Andersen D, Billiar T, Dunn D, Hunter J, et al. New York: McGraw-Hill Prof Med/Tech; 2010. *Schwartz's Principles of Surgery*; pp. 314-42
4. Tanmay Ghatak, Afzal Azim, Arvind k Baronia and Neelima k Ghatak *Indian J Crit Care Med.* 2013 Jan-Feb; 17(1): 53-54

For activating a labor epidural there is a wide variation of techniques in different hospitals across the country.

1. Some hospitals are using bupivacaine for “stat” dose and following it up with intermittent boluses. This technique has the disadvantage of waxing and waning of pain and needs availability of anesthesiologist every time there is a “breakthrough” pain. The patient needs to be monitored closely for hemodynamic changes each time a bolus is given.
2. Some hospitals rely on single shot epidural technique making prolongation of analgesia beyond a few hours impossible.
3. Few anesthesiologists are not aware of the needle through needle combined spinal epidural (CSE) technique and are giving sequential spinal and epidural blocks at different levels causing discomfort and distress to the patient.
4. Mostly continuous epidural infusion are used. Patient controlled epidural analgesia (PCEA) may also be used.

How we do it?

We prefer CSE with a continuous infusion of ropivacaine. Ropivacaine has a relative potency of 0.6 when compared to bupivacaine, is less cardiotoxic/neurotoxic, and is associated with less motor block. Epidural infusion of bupivacaine from 0.5% to 0.1% maybe used, with/ without an opioid. Epidural opioids act synergistically with local anesthetics. Fentanyl is short acting and reduces bupivacaine dosage by 30-70%. Morphine is long acting and unsuitable while sufentanil is unavailable in India. Other unreliable additives are clonidine and neostigmine.

Steps:

1. The intrathecal dosing is 25mcg Fentanyl (0.5 ml). Bupivacaine 0.5% (0.5 ml) may be added to this to give immediate pain relief
2. Epidural test dose may or may not be given depending upon the anaesthesiologist's experience.
3. Epidural infusion is made of stock 0.2% Ropivacaine and Fentanyl 2mcg/ml Take 20 ml ropivacaine 0.2% in 20 ml syringe and add 0.8 ml Fentanyl. This is good enough for 4-5 hours as the usual infusion rate is 4 ml/hr. Beyond that a fresh 20 ml infusion is made
4. Epidural infusion is started within 30-45 minutes of placing the epidural as the intrathecal dose takes care of the first hour.
5. Monitoring of vitals is done as per protocol. Blood pressure/Pulse are checked every 5

minutes for the first one hour, every 15 minutes for the next one hour, every half an hour for the next one hour and hourly thereafter. Any fall of BP up to 20% of the basal value is treated with bolus crystalloids. For a greater fall the anesthesiologist is summoned and vasopressors may be given.

6. Patient is monitored for other common side effects like nausea/ vomiting or itching.

7. Continuous fetal heart rate monitoring is done using CTG; fetal bradycardia maybe taken care of by left lateral positioning and oxygen supplementation in consultation with the obstetrician.

8. Good coordination among labor room nursing staff, obstetrician and the anaesthesiologist is mandatory for a good outcome.

With standardized CSE Technique and standard dose protocols, the post-epidural instructions have become streamlined causing lesser cognitive load for labor room staff. It is strongly suggested that the variation in the techniques be reduced by following CSE in all setups as far as possible for all cases (Except for very early labour where there is not much pain, and a plain epidural catheter siting is done).

Conclusion:

With adoption of standard protocols for labour analgesia across the country we can achieve better results and data across all hospitals can be analyzed and presented in order to gain more insights and better results. Labour Epidural Analgesia should be promoted across the country as one of the special and unique services offered to patients at hospitals instead of "just another procedure".

Dr. Peeyush Chaudhary (MBBS, MD, DHA)

Sr. Consultant Anesthesiologist, Cloudnine Hospitals, Noida & East Delhi (PPG)

References

- Labor S, Maguire S. The pain of labour. Rev Pain 2008;2:15- 9
- Anim-Somuah M, Smyth RM, Cyna AM, Cuthbert A. Epidural versus non-epidural or no analgesia for pain management in labour. Cochrane Database Syst Rev 2018;(5):CD000331
- Norris MC, Fogel ST, Conway-Long C. Combined spinal epidural versus epidural labor analgesia. Anesthesiology 2001;95:913-20.
- Leo S, Sia AT. Maintaining labour epidural analgesia: what is the best option? Curr Opin Anaesthesiol 2008;21:263-9

Patient Safety Week Celebration:

17 to 23 September 2023

(Department of Anaesthesiology & GIMS,
Greater Noida)

- On this occasion, mock drills were organised by Quality Team in coordination with Department of Anaesthesiology. During this program
- Training on Code Blue, Code Red and Code Pink was imparted
- Hands-on training for CPR/ BCLS was provided to hospital staff and interns
- Fire safety drills were also conducted and fire evacuation plans made available in all corridors



CPR Awareness Day Celebration

In collaboration with NBEMS, Department of Anaesthesiology, Government Institute of Medical Sciences, Greater Noida

On the 6th of December 2023, Department of anaesthesiology & Intensive Care in collaboration with National Board of Examinations observed the CPR Awareness day. On this occasion, the department organised BCLS workshops at 4 locations in the institute. MBBS students, interns, junior and senior residents were trained and benefitted from the program. A feedback session was organised for improvement and effective implementation



Indian Resuscitation Council Federation endorsed BCLS programs for DNB residents of all departments by the Department of Anaesthesiology, Government Institute of Medical Sciences, Greater Noida



The Department of Anaesthesiology & GIMS, Greater Noida won the prize for best department in the institute

Assessment was made on the following parameters:

- Infection control-Hand hygiene, biomedical waste management etc.
- Record keeping-Registers, files and other relevant documents etc.
- Facility check-Electrical safety, signages, labelling, any other safety hazard etc.
- Patient safety goals
- The competition was adjudged by the Director of the institute Dr (Brig) Rakesh Gupta



A session of ventilator training at MMG hospital Ghaziabad was organised and conducted by Department of Anaesthesiology & intensive care, GIMS, Greater Noida



Vedant current news
NCR

editor harveer Singh Rni uphin 2022/83969

Training of Anesthetists & paramedical staff of MMG Hospital, Ghaziabad in GIMS

On the 16th of December 2023, the Department of Anaesthesiology & Intensive Care, GIMS Greater Noida organized and conducted training basics of oxygenation & mechanical ventilation and management of the critically sick patients on ventilators for the doctors and staff of the MMG Hospital Ghaziabad. The training aims to provide a basic understanding and an algorithmic step-wise approach for optimal outcome of the patients in the hospital by trained medics and paramedics. This will help and guide in developing the infrastructure of healthcare delivery system in district hospitals. The training was well received by the audience and conducting such training on a regular basis can strengthen the healthcare system. GIMS as a training centre aims to impart high quality training and teaching to the trainees in the interest of the society.

'There is a need for patients to know anaesthesiologists'

On the occasion of World Anaesthesiology Day, Dr Kapil Singhal encourages us to understand the significance of anaesthesia. He says, "Reflect on a significant milestone in medical history – the successful use of ether for anaesthesia in 1846, a moment that forever changed the landscape of healthcare. Anaesthesiologists are often overlooked in the healthcare sector, despite the profound impact they have in ensuring the well-being of patients."

Dr Kapil Singhal, anaesthesiologist & critical care specialist, Metro hospital, Noida

Talking further about the same, the doctor says, "There is a need for patients to acquaint themselves with their anaesthesiologist." He adds, "Just as surgical procedures require consultations with surgeons, understanding the qualifications and establishing a connection with the anaesthesiologist before surgery is a fundamental step. This not only ensures the development of a safe and effective anaesthesia plan but also minimises the likelihood of complications, ultimately guaranteeing the best possible outcome for patients and their loved ones."


**LAST DATE OF
ABSTRACT SUBMISSION IS
15TH JANUARY 2024**



IAPA 2024

15th Annual National Conference of Indian Association of Paediatric Anaesthesiologists

Organised by Postgraduate Institute of Child Health (PGICH), Noida with IAPA UP



**CME
ACCREDITED
6 HOURS**



- 📍 Hotel Crowne Plaza, Mayur Vihar Noida, Delhi - 110091
- 📅 9th to 11th of February 2024
- ☎ +91 920 590 9958
- 🌐 iapa2024noida.com
- ✉ anaesthesia.ssph@gmail.com

For more details on Registration, Workshops, Accommodation, etc., please visit our website

www.iapa2024noida.com

**"Paediatric
Anaesthesia: From
a Subspeciality to a
Superspeciality"**

Heroes in Theatre of Miracle

Local General Regional
Are definitely not seasonal.
Tiva , MAC
Is again No Hack.
Mystery and Mechanism of action of drugs,
For rest of the world,
Is like A Bug.
But for We, The Anaesthesiologists
It's our Daily Dose Of Hug ❤️
Code blue alarm and there we are with
Adrenaline , Atropine ,CPR.
With My Boyle Machine,
Best of Gadgets in my OR Bay
I wish everyone
A Very Happy World Anaesthesia Day 2023 !

Dr Ankita Sharma
Consultant Anaesthesiologist
Apollo Hospital, Noida



A Paediatric Anesthesia Conference: A Professional Dream –by Dr Poonam Motiani

Guiding stars align for a conference so grand,
Organizing pediatric anesthesia, with meticulous hand.
Speakers renowned, their expertise to impart,
Crafting an agenda, a work of meticulous art.

Venues echo with the pitter-patter of tiny feet,
Anesthesia's ballet, where precision meets.
Invitations sent, a call to the skilled and wise,
A symphony of knowledge, where learning flies.

Workshops designed, hands-on and profound,
In the realm of pediatrics, where care is crowned.
From neonatal nuances to the adolescent frame,
Every session tailored, each detail named.

Sponsors embraced, partners in the healing quest,
A collaborative dance, where excellence is the zest.
Behind the scenes, organizers choreograph,
A conference of compassion, a healing epitaph.

As attendees will gather, minds poised to glean,
In this orchestrated haven, expertise will align,
Guiding the hands that cradle tender lives,
A pediatric anesthesia conference, a professional dream





Children's Day celebrations

for kids of faculty and residents, Government Institute of Medical Sciences, Greater Noida



Nature in its pristine wilderness

(by Dr Kapil Singhal)



Volume 1 Issue 2

The Anaesthesia Pulse

The Official Newsletter of ISA Noida GB Nagar



isanoidagbnagar@gmail.com

www.isanoidagbnagar.com